



8015-NWS TWIN CHAIR & 1/2 SLEEPER
8000-XWS STORAGE OTTOMAN
8035-RWS QUEEN SLEEPER
See pages 30-35

MULTIPLE SLEEPER OPTIONS:
SLEEPER UNITS THAT
COMBINE COMFORT WITH
FUNCTION AND FASHION.

3 SLEEPER SIZES



QUEEN SLEEPER
Queen Sleeper Sofa



FULL SLEEPER
Full Sleeper Sofa



TWIN SLEEPER
Twin Chair & 1/2 Sleeper.

Add the arm style, choose baseball stitch or welted trim, and then the leg selection to create your own sleeper.

Rest assured... you or your guest can enjoy relaxing comfort with one of America's leading sleeper manufacturers... MotionCraft .

SWEET DREAMS / 8000 SERIES

1 CHOOSE QUEEN, FULL TWIN SLEEPER & RECLINER

8035-□□□□
Queen Sofa Sleeper
H37 W86* D38
 Inside: W69 Seat H19 D20
 Standard Finish: Brown Mahogany
 STANDARD W/(2) 21WR PILLOWS
 60 x 72 x 5" Kingsdown
 Innerspring Mattress
 TV Headrest Standard

* "T" Track Arm and
 "M" Modified Arm Styles are 80" Width

8025-□□□□
Full Sofa Sleeper
H37 W76* D38
 Inside: W60 Seat H19 D20
 Standard Finish: Brown Mahogany
 STANDARD W/(2) 21WR PILLOWS
 53 x 72 x 5" Kingsdown
 Innerspring Mattress
 TV Headrest Standard

* "T" Track Arm and
 "M" Modified Arm Styles are 72" Width

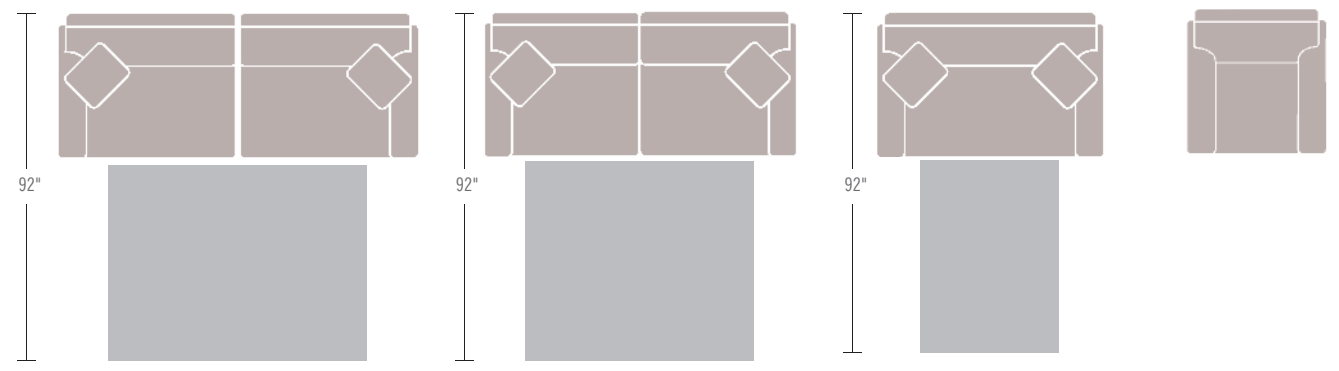
8015-□□□□
Twin Chair & 1/2 Sleeper
H37 W55* D38
 Inside: W36 Seat H19 D20
 Standard Finish: Brown Mahogany
 STANDARD W/(2) 21WR PILLOWS
 32 x 72 x 5" Kingsdown
 Innerspring Mattress
 TV Headrest Standard

* "T" Track Arm and
 "M" Modified Arm Styles are 49"

8010-□□□□
Recliner
H42 W38* D40
 Inside: W25 Seat H20 D20
 Standard Finish: Brown Mahogany
 Standard Release: Push Back

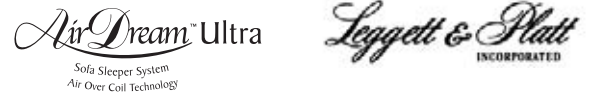
ALSO AVAILABLE:
 8010M Motorized Recliner

* "T" Track Arm and
 "M" Modified Track Arm
 are 34" Width




TRADITIONAL AT ITS BEST

Traditional seating that doubles as a sleeper for the overnight guest. Most styles are available as full and Chair & 1/2 twin sleepers. Available sofa sleeper options feature a 5" Kingsdown innerspring mattress.



2 CHOOSE FROM FOUR DIFFERENT ARM STYLES



M - Modified Track Arm*
 80 □□ _ **M** □□



T - Track Arm*
 80 □□ _ **T** □□



R - Rolled Sock Arm
 80 □□ _ **R** □□



N - Notched Roll Arm
 80 □□ _ **N** □□

* "M" Modified and "T" Track Arm are 6" Overall Shorter than Roll and Notch Arm

3 CHOOSE FROM TWO CUSHION TREATMENTS



W - Welled Trim
 80 □□ _ □□ **W** □□




B - Baseball Stitch Trim (No Welt)
 80 □□ _ □□ **B** □□

4 CHOOSE FROM TWO LEG OPTIONS



S - Saber Leg
 80 □□ _ □□ **S**



P - Peg Leg
 80 □□ _ □□ **P**

5 CORRELATING STORAGE OTTOMAN

8000-XWS Storage Ottoman (Shown)
H20 W39 D25

"X" Step Two Options Do Not Apply
 "W" Welt Trim
 "S" Saber Leg





L8035-MWP Queen Sleeper

H37 W80* D38
 Inside: W69 Seat H19 D20
 Standard Finish: Brown Mahogany
 STANDARD THROW PILLOWS: (2) #21 WR
 (FABRIC VERSION ONLY)
 60 x 72 x 5" Kingsdown
 Innerspring Mattress
 TV Headrest Standard

* "R" Rolled Sock Arm and
 "N" Notched Roll Arm Styles are 86" Width

OPTIONS SHOWN:
 "M" Modified Track Arm
 "W" Welted Cushion
 "P" Peg Leg



8035-RWS Queen Sleeper

H37 W86* D38
 Inside: W69 Seat H19 D20
 Standard Finish: Brown Mahogany
 STANDARD THROW PILLOWS: (2) #21 WR
 (FABRIC VERSION ONLY)
 60 x 72 x 5" Kingsdown
 Innerspring Mattress
 TV Headrest Standard

* "T" Track Arm and
 "M" Modified Arm Styles are 80" Width

OPTIONS SHOWN:
 "R" Rolled Sock Arm
 "W" Welted Cushion
 "S" Saber Leg



8025-TBP Full Sleeper

H37 W72* D38
 Inside: W60 Seat H19 D20
 Standard Finish: Brown Mahogany
 STANDARD THROW PILLOWS: (2) #21 WR
 (FABRIC VERSION ONLY)
 53 x 72 x 5" Kingsdown
 Innerspring Mattress
 TV Headrest Standard

* "R" Rolled Sock Arm and
 "N" Notched Roll Arm Styles are 76" Width

OPTIONS SHOWN:
 "T" Track Arm
 "B" Baseball Stitch Cushion
 "P" Peg Leg



8015-NWS Chair & 1/2 Twin Sleeper

H37 W55* D38
 Inside: W36 Seat H19 D20
 Standard Finish: Brown Mahogany
 STANDARD THROW PILLOWS: (2) #21 WR
 (FABRIC VERSION ONLY)
 32 x 72 x 5" Kingsdown
 Innerspring Mattress
 TV Headrest Standard

* "T" Track Arm and
 "M" Modified Arm Styles are 49"

OPTIONS SHOWN:
 "N" Notched Roll Arm
 "W" Welted Cushion
 "S" Saber Leg





8010-MWP Three Way Recliner

H42 W34* D40
 Arm H25 Seat H20 D20
 Standard Finish: Brown Mahogany
 STANDARD RELEASE: PUSH BACK

* "R" Rolled Sock Arm and
 "N" Notched Roll Arm Styles are 38" Width

OPTIONS SHOWN:
 "M" Modified Track Arm
 "W" Weltd Cushion
 "P" Peg Leg



8010-NWS Three Way Recliner

H42 W38* D40
 Arm H25 Seat H20 D20
 Standard Finish: Brown Mahogany
 STANDARD RELEASE: PUSH BACK

* "T" Track Arm and
 "M" Modified Arm Styles are 34" Width

OPTIONS SHOWN:
 "N" Notched Roll Arm
 "W" Weltd Cushion
 "S" Saber Leg



L8010-TWP Three Way Recliner

H42 W34* D40
 Arm H25 Seat H20 D20
 Standard Finish: Brown Mahogany
 STANDARD RELEASE: PUSH BACK

* "R" Rolled Sock Arm and
 "N" Notched Roll Arm Styles are 38" Width

OPTIONS SHOWN:
 "T" Track Arm
 "W" Weltd Cushion
 "P" Peg Leg



L8010-RWS Three Way Recliner

H42 W38* D40
 Arm H25 Seat H20 D20
 Standard Finish: Brown Mahogany
 STANDARD RELEASE: PUSH BACK

* "T" Track Arm and
 "M" Modified Arm Styles are 34" Width

OPTIONS SHOWN:
 "R" Rolled Sock Arm
 "W" Weltd Cushion
 "S" Saber Leg