

ARTISAN / NICHOLAS & ALEXANDER SERIES

1

CHOOSE YOUR SERIES -70 NICHOLAS OR -71 ALEXANDER



70-SERIES: Nicholas
Arm to the Front



71-SERIES: Alexander
T-Cushion

Leather ☐ 70 or 71 Series ☐ ☐ - Frame Style ☐ ☐ - Mechanism ☒ Arm ☐ Back ☐

All styles are available in your choice of Fabric or Leather. If you choose Leather, use the L prefix in front of your style number. Otherwise, leave blank.

All reclining seats feature our new Comfort Reach Mechanisms. MySeat Bluetooth control option is available on all power reclining seats with this series. MySeat is a seat specific option and must be noted on the order.

Standard Throw Pillow size is #21WR. Styles standard with Throw Pillows are sketched accordingly below.

X = option not available.

Standard Dimensions:

Height: 41 in.
Overall Depth: 37 in.
Seat Depth: 20 in.
Total Layout: 71 in.


Approx. Seat Height: 20 in.
Semi-Attached Back
Loose Seat

ARTISAN LUXURY
SEATING SYSTEM
MOTIONCRAFT



2

CHOOSE YOUR FRAME STYLE



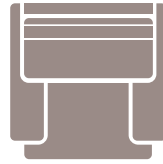
☐ ☐ - **51** - **P** ☐ ☐

Wall Hugger Power Recliner
W39



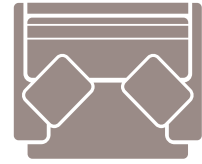
☐ ☐ - **71** - **P** ☐ ☐

Glider Power Recliner
W39



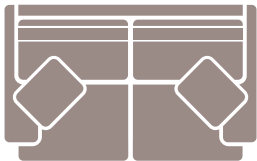
☐ ☐ - **72** - **P** ☐ ☐

Swivel Glider Power Recliner
W39



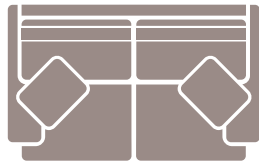
☐ ☐ - **50** - **P** ☐ ☐

Snuggler Power Recliner
W47



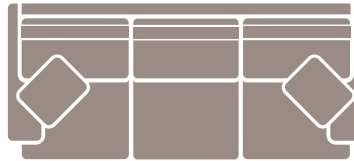
☐ ☐ - **20** - **P** ☐ ☐

Dual Reclining Power Loveseat
W64



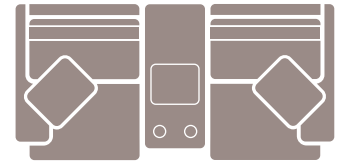
☐ ☐ - **70** - **P** ☐ ☐

Dual Gliding Reclining Power Loveseat
W63



☐ ☐ - **30** - **P** ☐ ☐

Dual Reclining Power Sofa
W89



☐ ☐ - **74** - **P** ☐ ☐

Center Console Power Sofa
W73



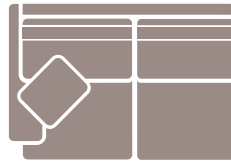
☐ ☐ - **11** - **P** ☐ ☐

Left Arm Power Recliner
W31



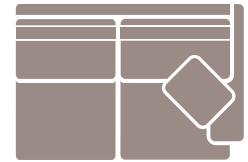
☐ ☐ - **12** - **P** ☐ ☐

Right Arm Power Recliner
W31



☐ ☐ - **21** - **P** ☐ ☐

Left Arm Reclining Power Loveseat
W57



☐ ☐ - **22** - **P** ☐ ☐

Right Arm Reclining Power Loveseat
W57



□□ - 13 - XX□

Armless Chair
STATIONARY
W25



□□ - 14 - XX□

Armless Snuggler Chair
STATIONARY
W32



□□ - 16 - PX□

Armless Power Recliner
W24



□□ - 17 - PX□

Armless Power Snuggler Recliner
W30



□□ - 01 - XX□

Left Arm Chaise
STATIONARY
W30 D62 Seat D45



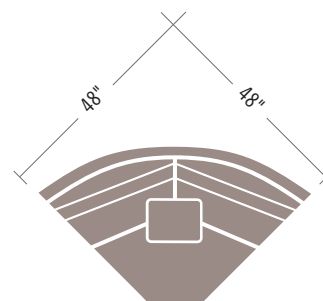
□□ - 02 - XX□

Right Arm Chaise
STATIONARY
W30 D62 Seat D45



□□ - 48 - XX□

Square Corner
W39



□□ - 28 - XX□

Wedge
STATIONARY
W69



□□ - 19 - XX□

Conversation Wedge
STATIONARY
W49/27



□□ - 81 - P□□

Home Theater Left Arm Power Recliner
W31



□□ - 82 - P□□

Home Theater Right Arm Power Recliner
W31



□□ - 16 - PX□

Home Theater Armless Power Recliner
W25



70098P
Home Theater Power Connecting Console
W15 D36 H26



70099P
Home Theater Power Connecting Wedge
W15/22 D36 H26

ARTISAN / NICHOLAS & ALEXANDER SERIES

3

ONLY AVAILABLE WITH POWER RECLINER



P - Power



MySeat Bluetooth control option is available for all Power reclining mechanisms.

4

CHOOSE YOUR ARM (Shown on Alexander frames)



R = Rolled
(Standard with #2N Nails)



S = Sock



T = Track

5

CHOOSE YOUR BACK



B = Boxed



K = Knife