



FIRST FOUR DIGITS  
INDICATE THE FRAME



ARM STYLE\*\*  
CUSHION  
LEG



**Example:** 8035MWP =

Queen Sofa Sleeper, M-Modified Track Arm, W-Welted Trim Cushion, P-Peg Leg

**Standard Finish:** Brown Mahogany

**Standard Release:** Fold-Out

**Standard Mattress:** Kingsdown Innerspring Mattress

1

CHOOSE QUEEN, FULL, TWIN SLEEPER & RECLINER

8035-□□□

QUEEN SOFA SLEEPER

H37 W86\* D38

Inside: W69 Seat H19 D20

Standard with (2) #21 WR Pillows

60 x 72 x 5" Kingsdown

Innerspring Mattress

TV Headrest Standard

\* "T" Track Arm and  
"M" Modified Arm Styles are 80" Width

8025-□□□

FULL SOFA SLEEPER

H37 W76\* D38

Inside: W60 Seat H19 D20

Standard with (2) #21 WR Pillows

53 x 72 x 5" Kingsdown

Innerspring Mattress

TV Headrest Standard

\* "T" Track Arm and  
"M" Modified Arm Styles are 72" Width

8015-□□□

TWIN CHAIR & 1/2 SLEEPER

H37 W55\* D38

Inside: W36 Seat H19 D20

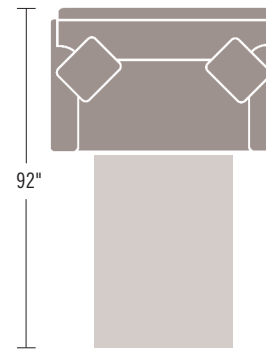
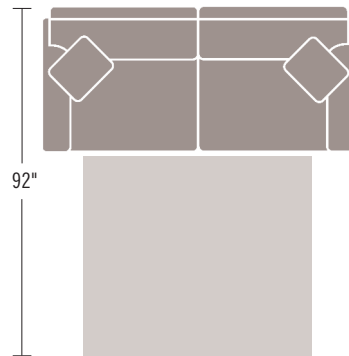
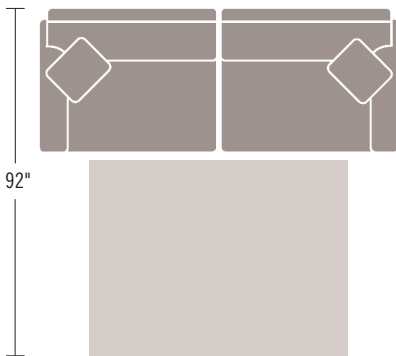
Standard with (2) #21 WR Pillows

32 x 72 x 5" Kingsdown

Innerspring Mattress

TV Headrest Standard

\* "T" Track Arm and  
"M" Modified Arm Styles are 49"



Traditional At Its Best

Traditional seating that doubles as a sleeper for the overnight guest. The 8000 Series Sweet Dreams Sleeper Sofa comes standard with a Kingsdown brand premium 5" innerspring mattress. For the ultimate in relaxation, step up to the Air Dream Ultra mattress which is an available upgrade for this style. The Cozy mattress is not an option for this style.



2

CHOOSE FROM FOUR DIFFERENT ARM STYLES



M - Modified Track Arm\*

80   - M



T - Track Arm\*

80   - T



R - Rolled Sock Arm

80   - R



N - Notched Roll Arm

80   - N

\* "M" Modified and "T" Track Arm are 6" Overall Shorter than Roll and Notch Arm

3

CHOOSE FROM TWO CUSHION TREATMENTS



W - Weltd Trim

80   -  W



B - Baseball Stitch Trim (No Welt)

80   -  B


4

CHOOSE FROM TWO LEG OPTIONS



S - Saber Leg

80   -   S



P - Peg Leg

80   -   P